



**EVERY CELL
HAS A STORY.**
KNOW IT BETTER WITH AI



AI IS THE NEW BENCHMARK IN HEALTHCARE

From complex imaging to everyday clinical workflows,
**technology is redefining speed, accuracy,
and decision-making.**

And now, it's reaching the very first step
in clinical decision-making.



**Complete Blood Count (CBC) test
is often the first step in
clinical decision-making.**

So, in this new era,

**AI is redefining
Hematology analysis¹**

Medicine is constantly changing, and
we need better diagnostic tools to keep up.

Introducing

CBCP@INTTM

Next Generation Hematology Analyser

**Accelerating Hematology
analysis through**

**AI-POWERED
PRECISION.**



Meet the NEXT-Gen Hematology Analyser

CBCPPOINT[™]

Get your CBC results in 5 min!

*With a single finger prick,
CBCPPOINT makes blood testing*



PAINLESS



QUICK



RELIABLE

**Revolutionizing Hematology analysis
at the *Point of Care***



WHY CHOOSE CBCPOINTTM

Next Generation Hematology Analyser



3-Part CBC with a Single Finger Prick

Analyses
Haemoglobin,
WBC, platelets and
RBC counts with
high accuracy.



5-Minute Results

Offers quick
result with
AI-powered
precision.



Just a Finger Prick

No more vials,
no more
complexity.



Future-Ready Design

Compact,
sleek, and
easy to use.

CBC is crucial in day-to-day clinical practice

for Screening, Detection, Monitoring wide range of conditions
and investigate unexplained symptoms



**INFECTIOUS
DISEASES**



**GYNAECOLOGY &
OBSTETRICS**



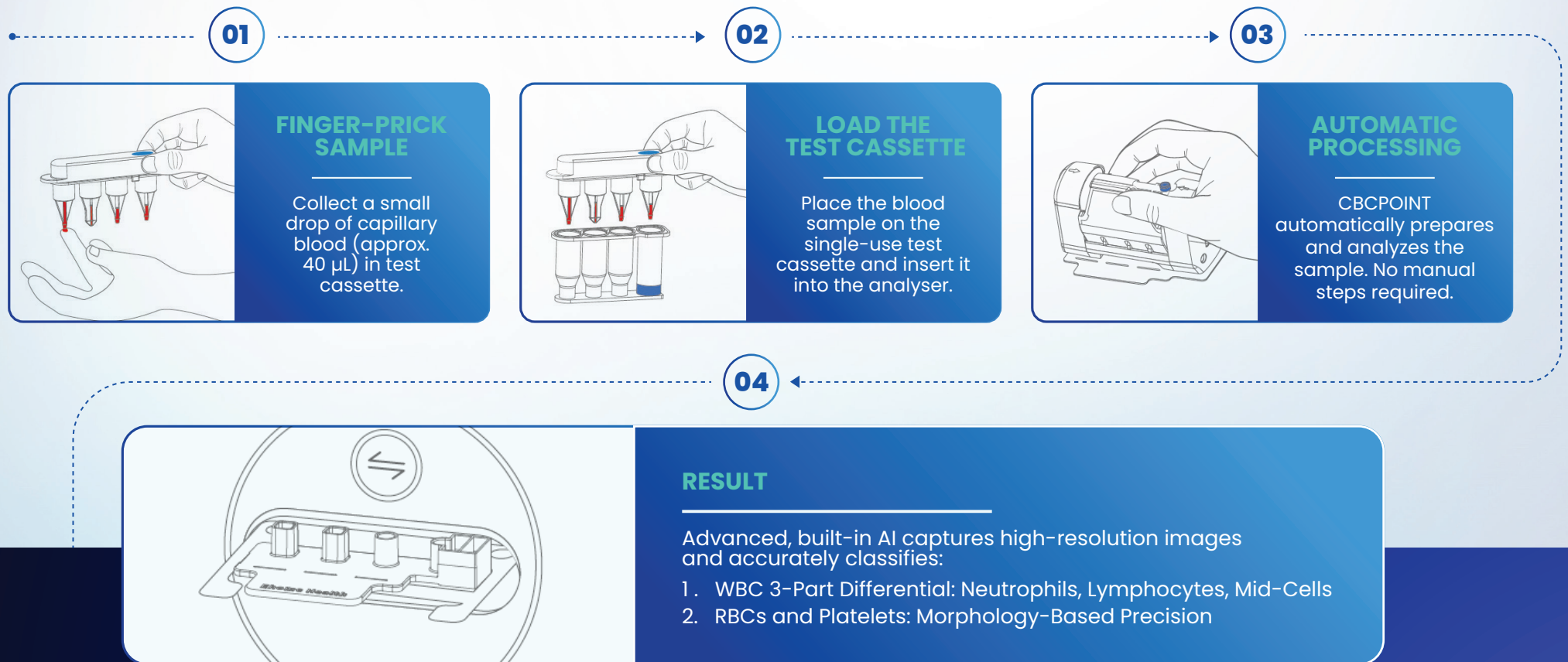
**EMERGENCIES &
CRITICAL CARE**



SURGERY

HOW CBCPOINT WORKS

Simplifying diagnostics through intelligent automation and AI-driven accuracy.



SCAN THE CODE
TO WATCH THE VIDEO



GET CBC RESULTS IN **5 MINUTES***

PERFORMANCE EVALUATION

Performance evaluation was conducted using N=91 venous blood sample as against comparator (5-part Hematology device)

KEY RESULTS:

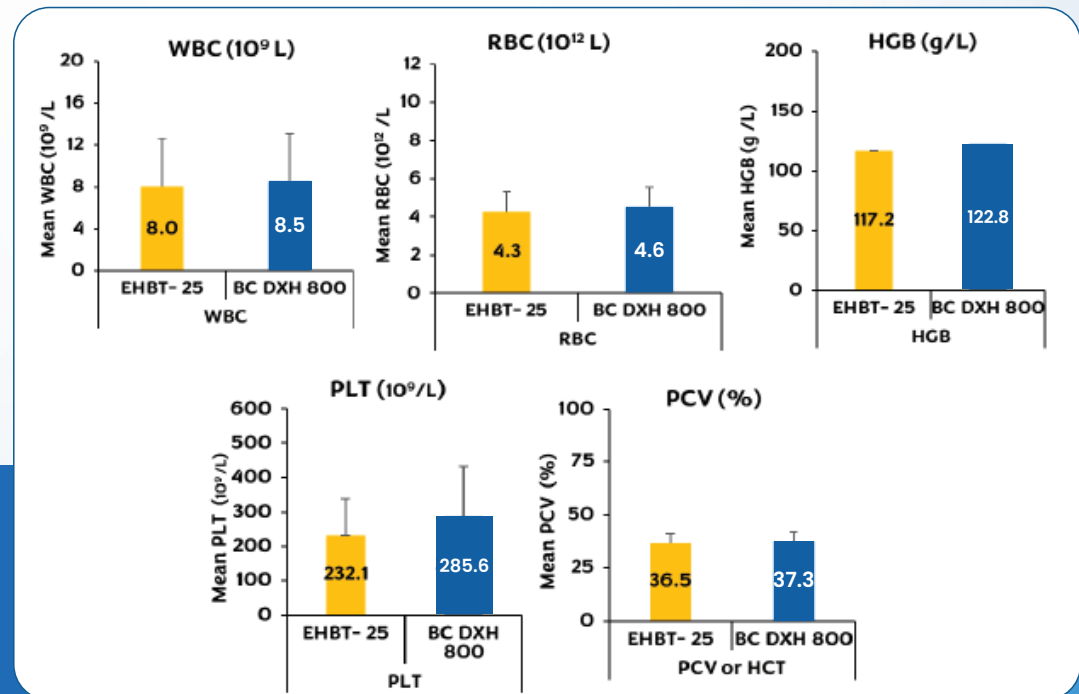
R2 for WBCs, RBCs, Hemoglobin, and platelets were ≥ 0.9 which indicated closeness of data generated on two different platforms.

Mean of various CBC parameters (WBCs, RBCs, Hemoglobin, platelets, and hematocrit or HCT) showed the equivalence between test and reference method.

Equivalence test - Values obtained for mean bias were within the two solid horizontal lines - upper and lower lines as a limit of agreement.

No significant difference was observed in data obtained on two different CBCpoint devices using same sample

OVERALL, DATA GENERATED USING 91 SAMPLES ON CBCPOINT INDICATED THAT **PERFORMANCE OF CBCPOINT IS SIMILAR TO REFERENCE METHOD (5-PART IMPEDANCE METHOD)**



Made to Work Where You Work



NURSING HOMES:

minimizes follow ups and provide immediate results.

LABS:

Ease heavy loads with reliable results.



ERs:

Speed matters.
5-minute CBC test results.

CLINICS:

Simplify OPD workflows & reduce patient revisits.



21 PARAMETERS & 3 HISTOGRAMS

Hematology Parameters

- **WBC** (White Blood Cell Count)
- **GRAN#** (Absolute Granulocyte Count)
- **LYMPH#** (Absolute Lymphocyte Count)
- **MID#** (Absolute Mid-Sized Cell Count)
- **GRAN%** (Granulocyte Percentage)
- **LYMPH%** (Lymphocyte Percentage)
- **MID%** (Mid-Sized Cell Percentage)

Red Blood Cell (RBC) Parameters

- **HGB** (Hemoglobin)
- **RBC** (Red Blood Cell Count)
- **HCT** (Hematocrit)
- **MCV** (Mean Corpuscular Volume)
- **MCH** (Mean Corpuscular Hemoglobin)
- **MCHC** (Mean Corpuscular Hemoglobin Concentration)
- **RDW-SD** (Red Cell Distribution Width – Standard Deviation)
- **RDW-CV** (Red Cell Distribution Width – Coefficient of Variation)

Platelet Parameters

- **PLT** (Platelet Count)
- **PCT** (Plateletcrit)
- **MPV** (Mean Platelet Volume)
- **P-LCC** (Platelet Large Cell Count)
- **P-LCR** (Platelet Large Cell Ratio)
- **PDW** (Platelet Distribution Width)

Histograms

- **WBC Histogram**
- **RBC Histogram**
- **PLT Histogram**

SPECIFICATIONS

Principle	Use a digital camera to obtain the image of cells in the blood cell counting chamber, differentiate and count the cells in such image, then collect and analyze the photoelectric signal of the blood sample through the spectrophotometer method (i.e. colorimetric method) based on the Beer-Lambert Law, thus quantitatively analyze the visible components in human blood and provide related information.
Test items	24 parameters including WBC, GRAN, LYMPH, MID, GRAN, LYMPH, MID, HGB, RBC, HCT, MCV, MCH, MCHC, RDW-SD, RDW-CV, PLT, PCT, MPV, P-LCC, P-LCR, PDW and 3 histograms (WBC, RBC, PLT);
Calibration mode	Auto calibration
Sample mode	Fingertip blood mode, Whole blood mode;
Interface	LAN port, USB port;
Alarm and warning	Audible and visual alarm;
Languages	English;
Screen	10.1 inches LCD color touch screen;
Working mode	Optical contactless cell counting system and independent HGB detection system;
QC mode	Autoprompting, Dry-type quality control;
Power supply	AC100-240V 50/60Hz;
Sample Volume	45 μ L
Report	Optional external printer;
Throughput	12 samples/hour;
Storage	Up to 100,000 sample data and images
Dimensions	360 x 290x 400mm(LxWxH), 8.1kg;

CBCP INTTM

Next Generation Hematology Analyser

Ready to Step into the Future of Hematology Analysis?

To know more, reach us at customersupport.dx@cipla.com

Disclaimer: This detailer is meant only for communication with the Healthcare Professionals/Hospital/Laboratory. The information mentioned herein is not intended nor implied to be a substitute for professional medical advice. Any advice regarding the management of any medical condition is totally at the discretion of a Registered Medical Practitioner. Copying, circulation or reproduction of this is strictly prohibited. Any unauthorized person having possession of this document should discard the same or inform/ notify/return to Cipla Ltd.

Cipla

For any further information, please contact:

Cipla Ltd., Cipla House, Peninsula Business Park, Ganpatrao Kadam Marg, Lower Parel, Mumbai, Maharashtra, India, 400013. www.cipla.com.

Manufactured by: Hunan Ehome Health Technology Co., Ltd., Room 103 and 104, No. 13 Building, Country Garden Wisdom Garden, Xueshi Street, Yuelu District, Changsha, Hunan, P. R. China Telephone: +86 731-8278 4688

In case of technical support and device-related queries, please reach us at customersupport.dx@cipla.com